


Power supply DR-30-12 / 24



The advantages :
 Universal AC input voltage
 Installation on DIN rail - Protection against short-circuit/over-voltage/overload - Class II insulation - 3-year warranty

mean well

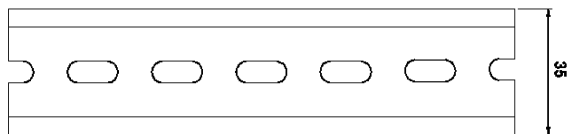
12 VDC - 24 VDC

Mains voltage	85 / 264 - 120 / 370 VAC
Output voltage	12 VDC
Output voltage	24 VDC
Adjustment range	+/- 10% tension de sortie
Adjustment range	+/- 10% tension de sortie
Regulation tolerance	+/- 1%
Max output current	1.5A A
Max output current	2 A
PROTECTION:
Output overload	105 à 160%
Short-circuit to output	oui
Short-circuit to output	Yes
ENVIRONMENT:
EMC, emissions	EN55022 class B
EMC, sensitivity	3EN61000, ENV50204
Operating temperature	-20 à +50°C@100%
CONNECTIONS:
Mains input	Bornier 2 points à vis
Output	Bornier 4 points à vis
Display	LED de mise sous tension

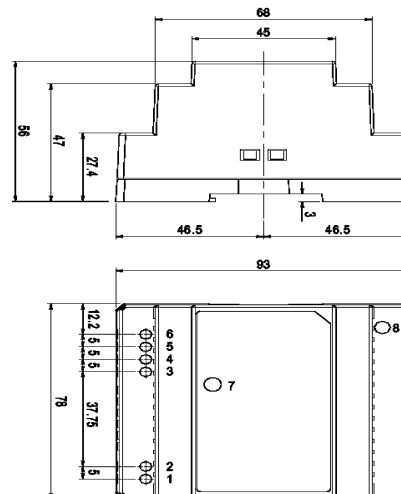
MECHANICAL:
Overview	Coffret en plastique peint
Dimensions Lgth. X Wdth.	78 x 93 x 56
Mounting	Rail DIN TS35 / 7.5 ou 15
Weight	270 g

AFFECTATION DES CONTACTS

CONTACT NO	AFFECTATION	CONTACT NO	AFFECTATION
1	AC/N	5,6	V-
2	AC/L	7	LED
3,4	V+	8	+VADJ,



ADMISSIBLE DIN-RAIL: TS35/7.5 OR TS35/15



DR30

Version of06/07/2022